

ELECTRONIC IN DIE TAPPING UNIT
FOR VERY HIGH VELOCITY

SL. 2005.1 / 2



INTERCOM

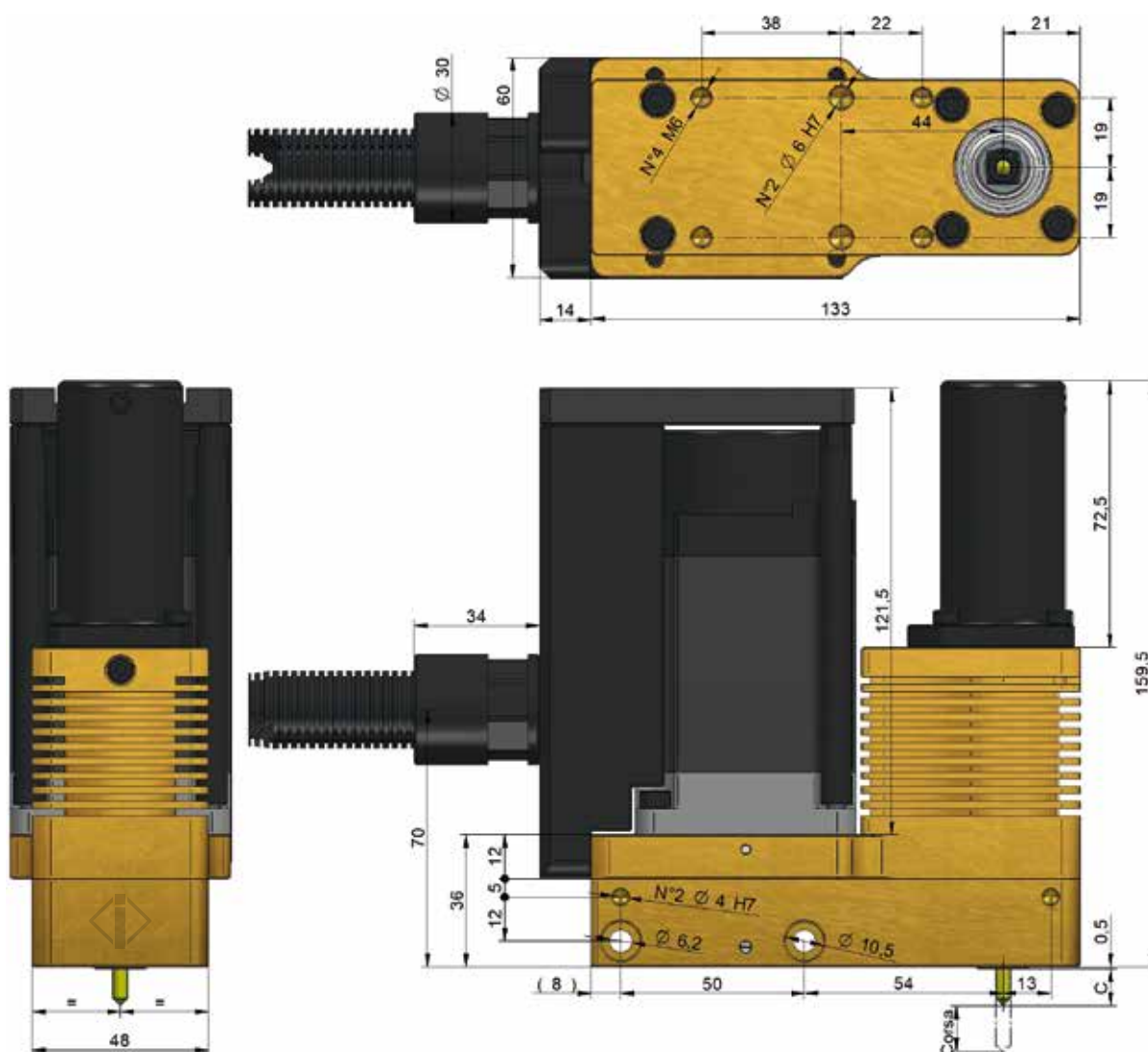
Excellence in tool solutions

MADE IN ITALY



www.intercomonline.it

SL.2005.1 400W M2 - M5

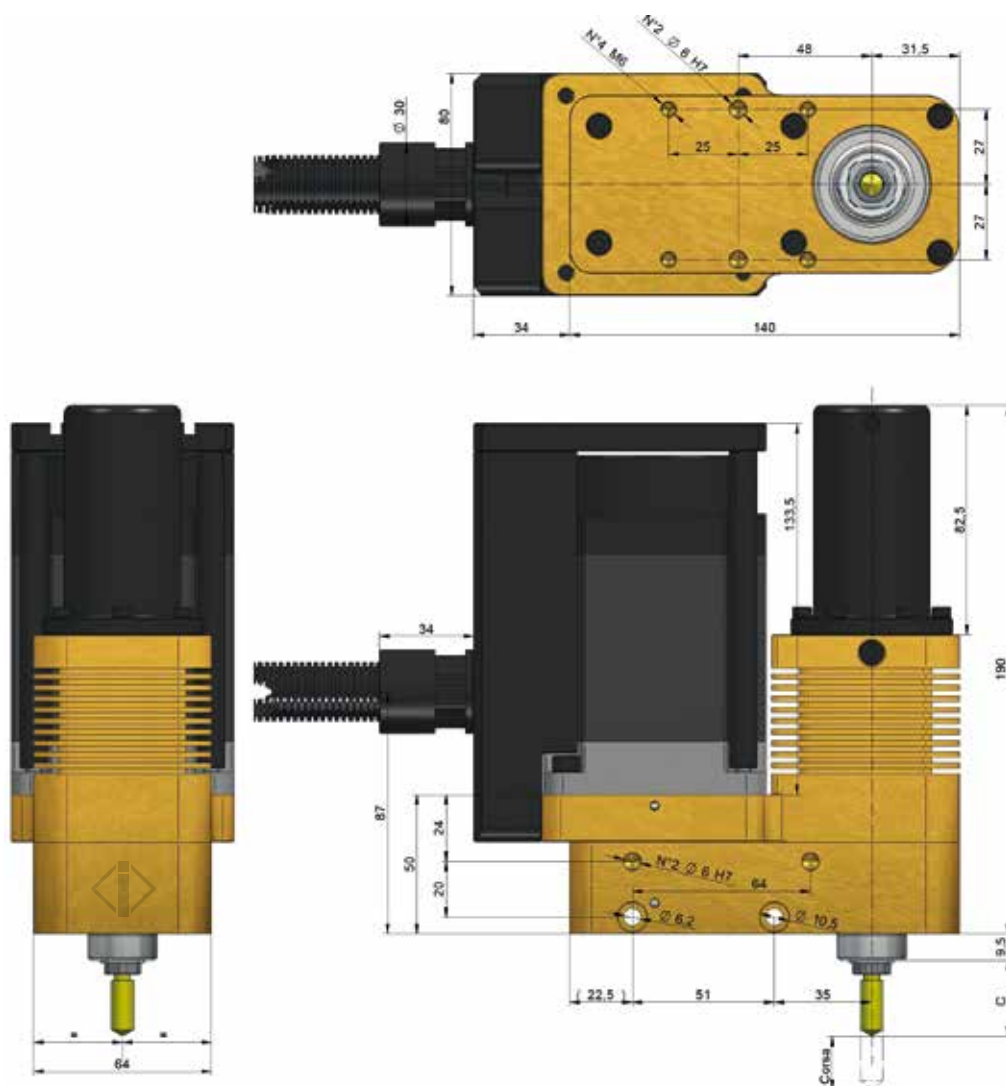


Tapping unit type	Motorization	C	Axis Stroke
SL.2005.1 M2	400 W	3 ± 1	~50 mm
SL.2005.1 M2.5	400 W	5 ± 1	~50 mm
SL.2005.1 M3	400 W	7 ± 1	~50 mm
SL.2005.1 M4	400 W	11 ± 1	~50 mm
SL.2005.1 M5	400 W	31 ± 1	~50 mm

Suggested pre-hole diameters					
M2	M2,5	M3	M3,5	M4	M5
Ø1,85	Ø2,3	Ø2,8	Ø3,3	Ø3,7	Ø4,7

ISO 6HX pre-hole diameters					
M2	M2,5	M3	M3,5	M4	M5
Ø1,8 - 1,85	Ø2,27 - 2,33	Ø2,75 - 2,81	Ø3,2 - 3,27	Ø3,65 - 3,73	Ø4,6 - 4,69

ISO 6GX pre-hole diameters					
M2	M2,5	M3	M3,5	M4	M5
Ø1,81 - 1,86	Ø2,28 - 2,34	Ø2,76 - 2,82	Ø3,21 - 3,28	Ø3,66 - 3,74	Ø4,61 - 4,70

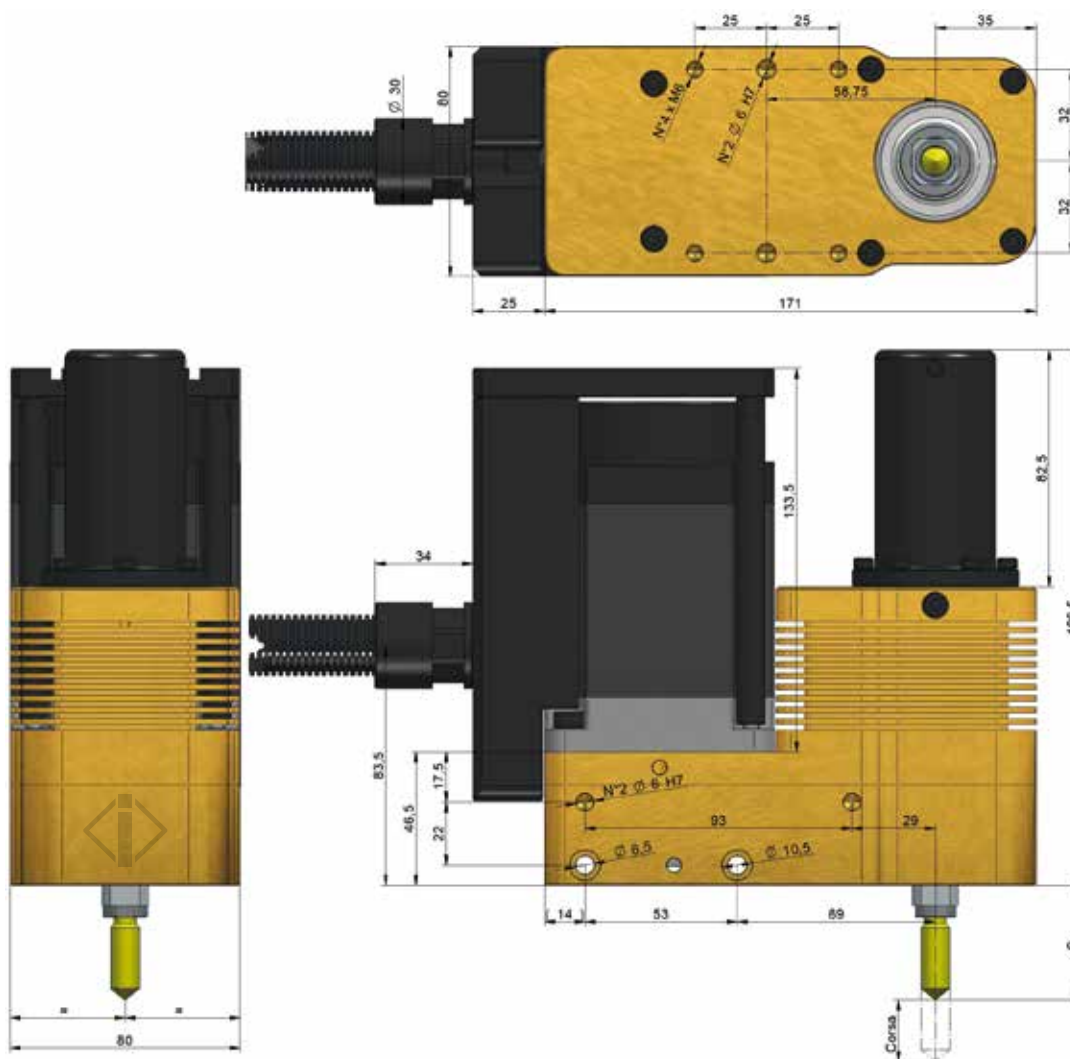


Tapping unit type	Motorization	C	Axis Stroke
SL.2005.2 M6	750W	27 ± 1	~50 mm
SL.2005.2 M8	750W	27 ± 1	~50 mm
SL.2005.2 M10	750W	27 ± 1	~50 mm

Suggested pre-hole diameters				
M6	M7	M8	M10	M12
Ø5,6	Ø6,6	Ø7,6	Ø9,4	Ø11,5

ISO 6HX pre-hole diameters				
M6	M7	M8	M10	M12
Ø5,5 - 5,6	Ø6,5 - 6,6	Ø7,37 - 7,49	Ø9,25 - 9,39	Ø11,12 - 11,28

ISO 6GX pre-hole diameters				
M6	M7	M8	M10	M12
Ø5,51 - 5,62	Ø6,51 - 6,62	Ø7,38 - 7,51	Ø9,26 - 9,41	Ø11,14 - 11,30



Tapping unit type	Motorization	C	Axis Stroke
SL.2005.2S M10	750W	40 ± 1	~50 mm
SL.2005.2S M12	750W	40 ± 1	~50 mm

ADVANTAGES:

- Threading by high velocity; up to 150 strokes/min (according to the diameter, height and material to thread)
- Easy installation and maintenance
- The unit is compact and speed, with an electrical-mechanical functioning, without any compressed air
- The threading operation is independent from any die stroke, in each position: horizontal, vertical or inclined
- Reduced spaces
- Automatical approach of the tap to the hole
- Automatical tap lubrication at each stroke
- Torque controlled
- Control that each thread has been properly done
- Thread on dead holes
- Left threading (on request)
- Multiple threadings are possible


☐

Rolling


☐

Cutting

Material to be threaded: _____

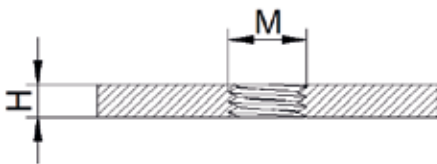
Threading "M": _____

Thickness "H" of the thread: _____

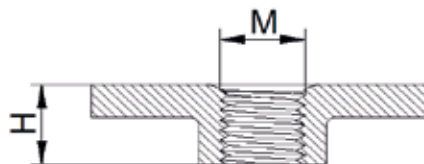
How many holes to thread: _____

Time required for threading operation: _____

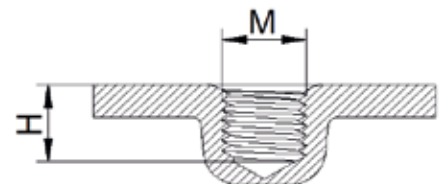
Types of threaded holes


☐

Through hole

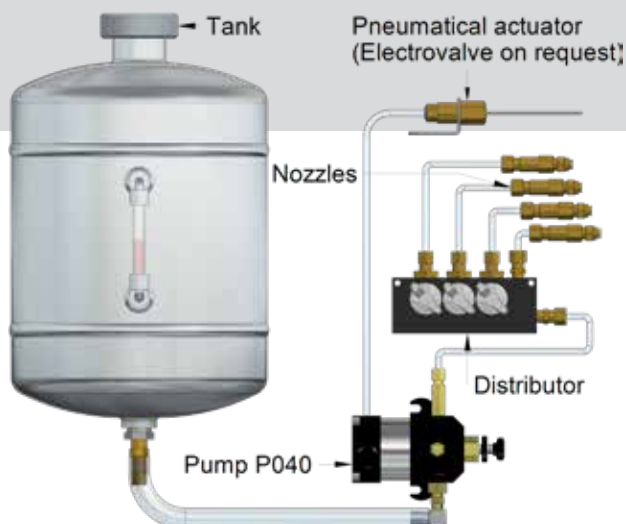

☐

Skirted through hole


☐

Dead hole

**Send by fax at the +39 02 95300023
or by e-mail at intercom@intercomonline.it**



PresSpray Pumps

They spray lubricant under command as an instant spray, without air, so they are suitable instruments to lubricate a defined zone, just an example: a very precise point like a threading, or a wider area like a sheet. At each spray the oil is so heavy that it doesn't generate any fog. The particularity of these pumps is that they can dose the lubricating volume which is necessary to each press cycle and they can direct its way out through apposite nozzles, which create an homogeneous spray without air. User friendly to install, to set up and to use. According to the different types of nozzles there can be rectilinear, conical or fan type spray. An automatic lubrication in the dies and, in case of threading, directly on the taps, is a guarantee of long life and high performances. The operator won't have to take care of the lubricating process, paying his whole attention to the quality of the production. Pressspray pumps are available in different types, according to the volume of oil required.

Oils

Integral oil



Pressspray pumps can work with different kinds of lubricants, high viscosity oils and light oils, which can be carefully controlled.

Emulsible oil



Suitable for cold steel deformation processes. It gives high performances in the fine blanking, traditional blanking, drawing, bending, minting and by the use of rolling taps, for both steels and stainless steels.

A universal oil suitable for scrap removing and cold deforming. It grants more high performances and longer life time to the parts of the die.

Both oils are new green generation.
They follow all environmental requirement prescriptions.

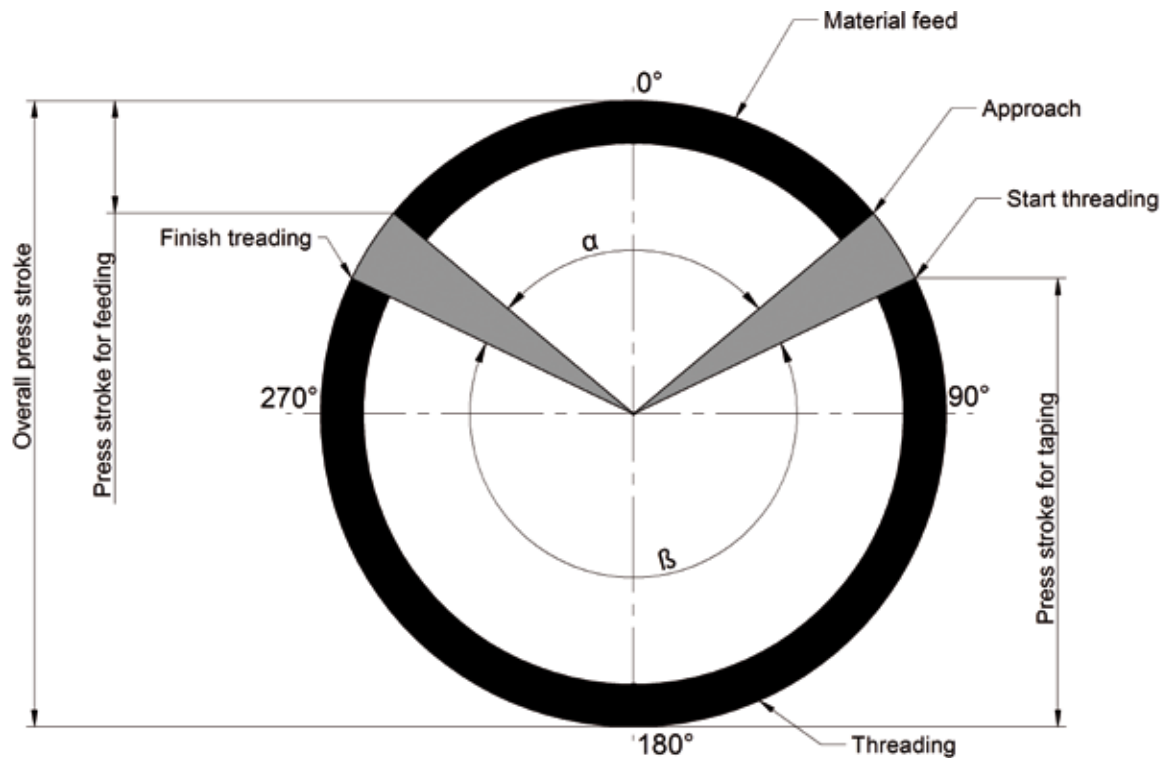


Rolling taps

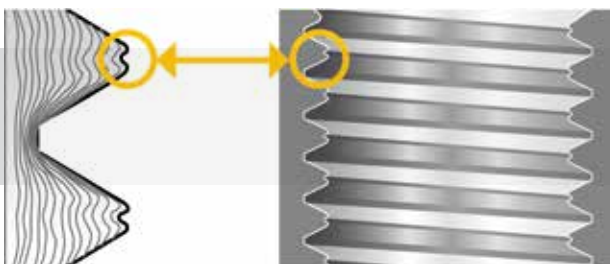
Rolling taps guarantee very high performances if compared to the conventional screw taps, avoiding the problems of scraps in the dies. Rolling taps can even work at higher speed compared with other taps and give better quality to the surfaces that they generate (less roughness). They guarantee more resistance to the thread splitting, allowing shorter executions, with shorter die strokes and longer tap life. There is a wide range of taps' type like TiN, TiCN coated or the new generation BLACK taps, metric threading ISO (with 6HX, 6GX, 7GX tolerances) and UNC or UNF.

Our technical office is always at your disposal for further questions or any suggestion on the best way to use our products.

Threading process




The smaller is the angle of material feed, the greater will be the time for threading, (more strokes / min).




Rolling thread example

End threading controller

To check the production is 100% properly executed



The electronic tapping unit is a unit that can make threading operations inside the dies and in special settings, in a very easy and simple way, autonomously, and independently from the stroke of the die. It works with a brushless motor and with a servo driver that control each threading step. Just one start is enough to begin threading process independently and quickly, always with the possibility to regulate the speed and the threading depth. It is also possible to control the threading has been properly executed.



- 1 SIGNALS CABLE
- 2 MOTOR CABLE (MOTOR+ENCODER)
- 3 POWER SUPPLY SOCKET



- 1 MASTER ON
- 2 PANEL CONTROL

PANEL ELECTRICAL CHARACTERISTICS OF SINGLE UNIT CONTROL (PLC VERSION):

Power supply:
single-phase 230 Vac (+ 15%, -15%) 50 Hz (± 3 Hz))

Maximum absorbed current: 16 A

Approximate dimensions of the electronic box,
including the size of the connectors:
height 500, width 400, depth 300
(dimensions in mm)



NEW WHEEL CONSOLE WITH TOUCH SCREEN

NEW

CONSOLE ELECTRICAL CHARACTERISTICS OF 2-UNITS CONTROL (TOUCH SCREEN VERSION 7"):

Power supply:
single-phase 230 Vac (+ 15%, -15%) 50 Hz (± 3 Hz)

Maximum absorbed current: 16 A

Approximate dimensions of the console, inclusive
of the overall dimensions of the connectors and the flashing light:
height 1300, width 700, depth 500 (dimensions in mm)

CONSOLE ELECTRICAL CHARACTERISTICS FROM 4 TO 6 UNITS CONTROL (TOUCH SCREEN VERSION 10"):

Power supply:
three-phases 400 Vac (+ 15%, -15%) 50 Hz (± 3 Hz)

Maximum absorbed current: 32 A

Approximate dimensions of the console, inclusive
of the overall dimensions of the connectors and the flashing light:
height 1300, width 700, depth 500
(dimensions in mm)

*: 8 units version available on demand.



NEW TOUCH SCREEN


NEW

SINGLE UNIT CONTROL PANEL ELECTRICAL CHARACTERISTICS (TOUCH SCREEN VERSION 7"):


Power supply: single-phase 230 Vac (+ 15%, -15%) 50 Hz (± 3 Hz)

Maximum absorbed current: 16 A

Approximate dimensions of the electronic box,
including the size of the connectors and the flashing light:
height 650, width 550, depth 350 (dimensions in mm)



Example of application by high-speed tools



Example of application by presses like Bihler or similar



Example of application with 6 tapping units by components for automotive industry



150 STROKES/MINUTE



BLIND HOLES THREADINGS



EASY INSTALLATION



THREADING IN SAFETY

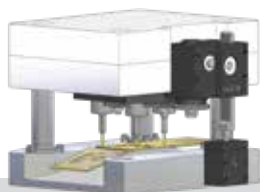


HIGH PERFORMANCE



UP TO 8 THREADINGS WITH ONE CONSOLE

PRODUCTS




Mechanical in die tapping units



Standard components



Special parts according to drawing



Steels and ground steel plates

SERVICE



SPECIALIZED TECHNICAL SUPPORT



MORE THAN 30 YEARS EXPERIENCE,
IN SPECIFIC SOLUTION FOR EVERY SITUATION



AFTER SALES ASSISTANCE



PRICE-QUALITY, READY
FOR EACH COMPARISON



ADVANCED CHECKING CONTROLS



ALWAYS THINKING ON NEW SOLUTIONS



Please visit our Web Site
www.intercomonline.it

TO DOWNLOAD OUR TECHNICAL FILES





We form the quality

VIA C. CATTANEO 18/22 - 20064 GORGONZOLA (MILANO)
TEL. +39 02 95300202 FAX +39 02 95300023
WWW.INTERCOMONLINE.IT - INTERCOM@INTERCOMONLINE.IT



IT. 1901201

Intercom Srl - EN ISO 9001:2015

www.intercomonline.it