DURA PUNCH™

EXTREME STAMPING STRENGTH

MOELLER PRECISION TOOL

CERTIFIED ISO 9001:2008

Setting the World Standards *with Innovative Tooling Solutions*

INCH/METRIC

INDEX

Policy, Terms and Conditions 2
Delivery Schedule. 3
Product Nomenclature & Ordering Samples 4

INCH DURA PUNCH® PRODUCTS

XIS_Solid with standard point. 5
XIC_Ejector with standard point 6
XI_B Blanks 7
XIPX Solid reduced shank 8
XIYX Ejector reduced shank. 8

RETAINERS

XIRN — Round Dura Punch Retainers 13
XIRO — Shaped Dura Punch Retainers 13

METRIC DURA PUNCH® PRODUCTS

XMS_ Solid with standard point 9
XMC_ Ejector with standard point 10
XM_B Blanks 11
XMSX Solid reduced shank 12
XMCX Ejector reduced shank 12

RETAINERS

XMRN — Round Dura Punch Retainers 14
XMRO — Shaped Dura Punch Retainers 14

POLICY, TERMS AND CONDITIONS

Moeller's "Purchase With Confidence" Guarantee!

- Customer satisfaction is Moeller's ultimate goal.
- Moeller was the first domestic punch manufacturer to receive its ISO certification. Moeller products are manufactured to NAPMA, NAAMS or other recognized industrial standards and are 100% interchangeable with all competing brands.
- Moeller uses only the highest commercially available grades of high speed and tool steels. The products are heat treated to exacting specifications then processed on some of the best equipment in the industry.
- Moeller products are warranted to meet or exceed the performance of like products from competing brands. If a customer is unsatisfied, Moeller will replace or allow the customer to return the product for full credit.

Over Shipments/Under Shipments:

Because of normal part losses, due to machining set-up, Moeller requires that an over or undershipment of ± 10% be allowed on quantities of 13 pieces or more.

Partial Shipments:

Standard line items are batched and shipped according to the latest line item due. Specials are shipped according to line item due dates.
Note: Moeller will accommodate any partial shipment as requested by the customer.

Returns:

1. Catalog items that are custom ground to customer specification are often non reusable. Moeller will allow a courtesy 15% credit on these items.
2. Unused, off the shelf items such as, punch blanks and standard retainers can be returned for a 15% restocking charge. The items must be in resellable condition.
3. Special make to print items are not returnable.

Method of Shipment:

Moeller ships UPS or Federal Express whenever possible, unless weight requirements dictate truck delivery, or as specifically requested by the customer.

Cancellation:

If labor or material has been applied to a canceled job, a prorated charge will be billed.

Prices/Standards:

See current price supplement in effect.

Prices/Specials:

Per factory quotation good for 90 days or as specified.

Terms:

Net 30 days, F.O.B. our plant, 11/2% per month late payment charge. U.S. dollars.

Moeller's "Customer Service Stock" Program:

Moeller is pleased to offer an exclusive Service Stock Program to select customers. The "Customer Service Stock" program offers many benefits to our valued customers, including product cost reduction, immediate "on hand" availability, and reduced customer inventory costs. Moeller will manufacture your annual or semi-annual requirements for Pierce Tooling and Die Components and make them available for immediate shipment. The parts are billed only as shipped. A written purchase order is required with inventory set-up and parts must be released in the subsequent year. Please contact your Moeller Sales Representative for more details.

DELIVERY DATE POLICY/ EXPEDITED SERVICES

STANDARD DELIVERY

SAME DAY/1 DAY:

- Punch and Button Blanks, Standard Retainers and All Other Stocked Products

3 WORKING DAYS:

- Standard In-Range Punches and Die Buttons
- Includes one Standard Alteration
- Quantities of 23 Pieces or Less

5 WORKING DAYS:

- Nose Large Punches & Buttons over 1.500 Diameters
- Includes one Standard Alteration
- Quantities of 7 Pieces or Less

10 WORKING DAYS:

- Universal Shaped Punches and Die Buttons, Quill Punches & Closed End Strippers

PERFORMANCE ENHANCER:

- TIN, TICN, MOST, CDF

NOTE: *3-10 Additional Work Days to the Standard Delivery Date*

ORDERS MUST BE RECEIVED BEFORE 11:00AM EST (OR AS APPROVED BY A CUSTOMER SERVICE REPRESENTATIVE) TO BE CONSIDERED A WORK DAY.

QUANTITIES LARGER THAN 23 PIECES MAY REQUIRE ADDITIONAL LEAD TIME. CUSTOMER SERVICE REPRESENTATIVE MUST CONSULT FACTORY.

E.D.S. EXPEDITED DELIVERY SERVICE

Products Shipped Earlier Than Standard Delivery

LEAD TIME:

- As Negotiated with a Customer Service Representative

QUALIFYING PRODUCTS:

- All Standard Catalog Items

COST:

- List Price + 25% Net
- Minimum Order = $25.00

N.D.S. NEXT DAY SERVICE

Standard Products Received by 5:30 p.m. EST Will Ship Next Day

QUALIFYING PRODUCTS:

- Round Piercing Products (excluding Ultra Life)

REQUIRED SPECIFICATIONS:

1. N.D.S. Items MUST be on an Independent Order (i.e. they must be separate from other delivery items)
2. Service Limited to Quantities of 1-20 Pieces
3. MUST be within Standard Catalog Range
4. Customer MUST Specify Next Day Service
5. Customer SHOULD Specify Method of Shipment (e.g. UPS, UPS Next Day Air, Pick Up, etc.)

COST:

- No Additional Charge

REQUIRED SPECIFICATIONS MUST BE CLEARLY STATED ON INDEPENDENT PURCHASE ORDER(S) TO GUARANTEE NEXT DAY SERVICE.

S.D.S. SAME DAY SERVICE

LEAD TIME:

- Orders MUST be received before 11:00 a.m. EST or as approved by a Customer Service Representative

QUALIFYING PRODUCTS:

1. Catalog Standard Products with Only One Standard Alteration
2. Round Products - 20 Piece Maximum
   Shaped Products - 10 Piece Maximum
3. Coating Excluded
4. Excluded Products:
   - Nose Large Punches, Large Buttons, Urethane, Close Space or Quill Punches
   - Some Descriptive Shaped Products

COST:

- List Price + 50% Net
- Minimum Order = $50.00

CUSTOMER SERVICE REPRESENTATIVE MUST RECEIVE APPROVAL FROM EITHER PRODUCTION CONTROL MANAGER OR PLANT SUPERINTENDENT.

CATALOG NOMENCLATURE

FIRST ALPHA CHARACTER

THIRD ALPHA CHARACTER

OVERALL LENGTH "L"

POINT SIZES

CUSTOM "SBR", STANDARD ALTERATIONS OR UNIVERSAL SHAPE CODE

XISO 75 - 350 C P=___ W=___,___

EXTENDED PRODUCT LINE PREFIX "X"

SECOND ALPHA CHARACTER

BODY OR SHANK DIAMETER "D"

STANDARD OR B, C, POINT LENGTH

FIRST CHARACTERS

MEASUREMENT SYSTEM

I = Inch
M = Metric

SECOND CHARACTER

Basic Body Type

C Shoulder Punch Basic/Ejector
P Inch Solid Reduced Shank
R Retainers
S Shoulder Punch Basic/Solid
Y Inch Ejector Reduced Shank

THIRD CHARACTER

Point Shape

B Blank - Punch
C Circular
D Dee
F Flatted Round
H Hexagon
K Key Flat
O Oblong
R Rectangle
S Square
U Universal Shapes
X Reduced Body

Retainers

N Shoulder Style Round
O Shoulder Style Shaped

INCH-SHOULDER STYLE

SOLID

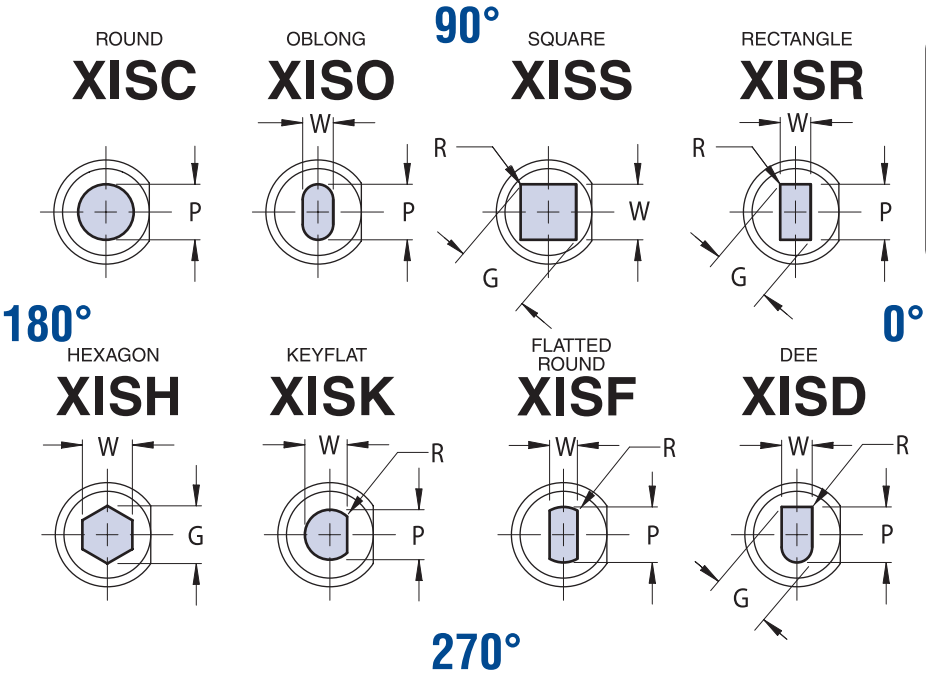



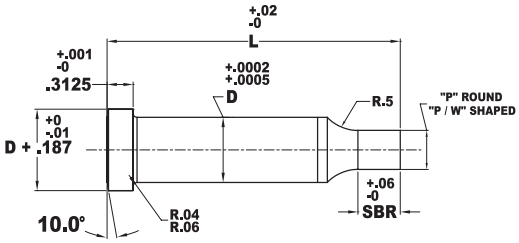

FOR STANDARD ALTERATIONS SEE MASTER CATALOG

VIEWS ARE SHOWN LOOKING THROUGH THE SHANK BUT DRAWN WITH SOLID LINES FOR CLARITY.

CATALOG TYPE	SHANK D	ROUND	SHAPE		OVERALL LENGTH "L"							
		RANGE P	MIN W	MAX G/P	2.50	3.00	3.25	3.50	3.75	4.00	4.50	5.00
XIS_ 37	.3750	.158-.3749	.158	.3750	X	X	X	X	X	X	X	X
XIS_ 43	.4375	.187-.4374	.187	.4375	X	X	X	X	X	X	X	X
XIS_ 50	.5000	.250-.4999	.187	.5000	X	X	X	X	X	X	X	X
XIS_ 62	.6250	.375-.6249	.250	.6250	X	X	X	X	X	X	X	X
XIS_ 75	.7500	.500-.7499	.312	.7500	X	X	X	X	X	X	X	X
XIS_ 87	.8750	.562-.8749	.312	.8750	X	X	X	X	X	X	X	X
XIS_ 100	1.0000	.687-.9999	.375	1.0000	X	X	X	X	X	X	X	X

Material

Steel: CPM M4 HRC 60-62
Heads HRC 40-55

Standard Point Tolerance

Round P $^{+.0005}_{-.0000}$	◎	.0005	P to D
Shape P, W ± .0005	◎	.001	P to D

ORDER EXAMPLE:
(Reference page 4)

SPECIFY:	QTY:	TYPE	"D"	"L"	POINT LENGTH	P(OR P&W) DIMENSIONS	ALTERATION CODE
EXAMPLE:	6	XISC	50	5.00	1.00	.435	F1
EXAMPLE:	6	XISO	87	3.50	.75	.750 x .625	F1 @ 90

Note: When ordering, standard quantity breaks are: 1, 2-3, 4-11, 12-23, 24-49, 50-99

CATALOG TYPE	SHANK D	POINT LENGTH "SBR"		
		STD	ALTERNATES	
			B	C
XIS_37	.3750	.50	.75	1.00
XIS_43	.4375	.50	.75	1.00
XIS_50	.5000	.50	.75	1.00
XIS_62	.6250	.50	.75	1.00
XIS_75	.7500	.50	.75	1.00
XIS_87	.8750	.50	.75	1.00
XIS_100	1.000	.50	.75	1.00

STANDARD FLAT LOCATION IS AT 0° AS SHOWN.
AVAILABLE AT 90°, 180°, 270°, FOR SAME ALTERATION PRICE.

EJECTOR

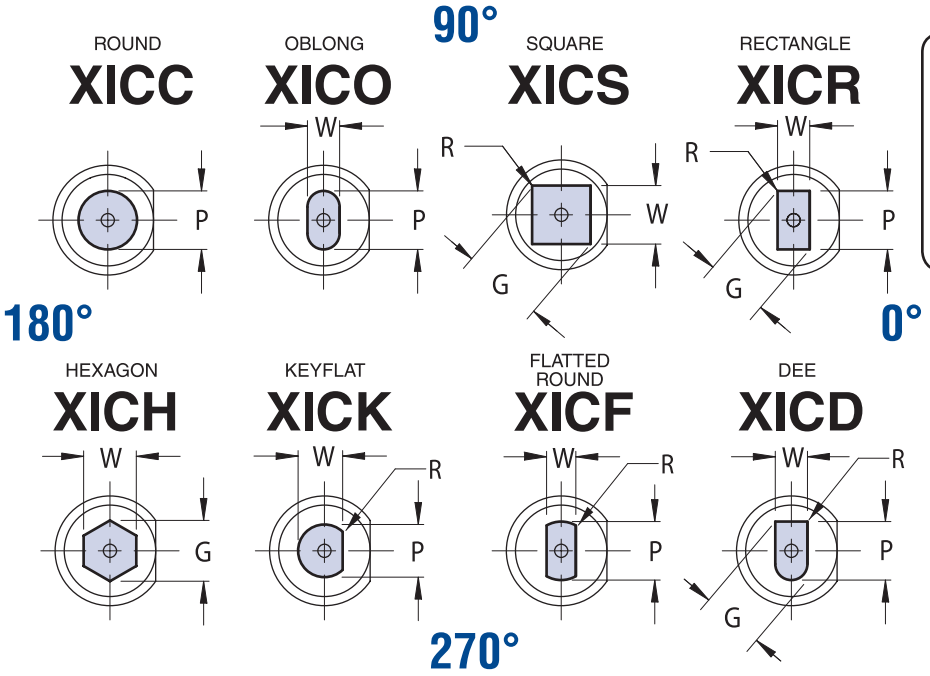



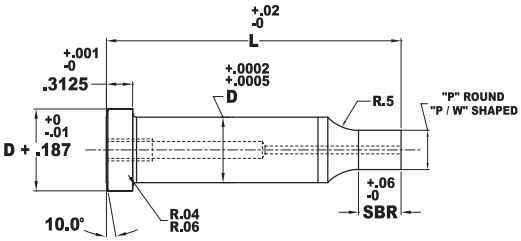

VIEWS ARE SHOWN LOOKING THROUGH THE SHANK BUT DRAWN WITH SOLID LINES FOR CLARITY.

FOR STANDARD ALTERATIONS SEE MASTER CATALOG

CATALOG TYPE	SHANK D	ROUND	SHAPE		OVERALL LENGTH "L"							
		RANGE P	MIN W	MAX G/P	2.50	3.00	3.25	3.50	3.75	4.00	4.50	5.00
XIC_ 37	.3750	.187-.3749	.187	.3750	X	X	X	X	X	X	X	X
XIC_ 43	.4375	.187-.4374	.187	.4375	X	X	X	X	X	X	X	X
XIC_ 50	.5000	.250-.4999	.187	.5000	X	X	X	X	X	X	X	X
XIC_ 62	.6250	.375-.6249	.250	.6250	X	X	X	X	X	X	X	X
XIC_ 75	.7500	.500-.7499	.312	.7500	X	X	X	X	X	X	X	X
XIC_ 87	.8750	.562-.8749	.312	.8750	X	X	X	X	X	X	X	X
XIC_ 100	1.0000	.687-.9999	.375	1.0000	X	X	X	X	X	X	X	X

Material

Steel: CPM M4 HRC 60-62
Heads HRC 40-55

Standard Point Tolerance

Round P $^{+.0005}_{-.0000}$ | ◎ | .0005 | P to D

Shape P, W ± .0005 | ◎ | .001 | P to D

CATALOG TYPE	SHANK D	POINT LENGTH "SBR"			EJECTOR SIZE
		STD	ALTERNATES		
			B	C	
XIC_37	.3750	.50	.75	1.00	IAE 6
XIC_43	.4375	.50	.75	1.00	IAE 6
XIC_50	.5000	.50	.75	1.00	IAE 6
XIC_62	.6250	.50	.75	1.00	IAE 9
XIC_75	.7500	.50	.75	1.00	IAE 9
XIC_87	.8750	.50	.75	1.00	IAE 9
XIC_100	1.000	.50	.75	1.00	IAE 9

ORDER EXAMPLE:
(Reference page 4)

SPECIFY:	QTY:	TYPE	"D"	"L"	POINT LENGTH	P(OR P&W) DIMENSIONS	ALTERATION CODE
EXAMPLE:	6	XICC	50	5.00	1.00	.435	F1
EXAMPLE:	6	XICO	87	3.50	.75	.750 x .625	F1 @ 90

Note: When ordering, standard quantity breaks are: 1, 2-3, 4-11, 12-23, 24-49, 50-99

STANDARD FLAT LOCATION IS AT 0° AS SHOWN.
AVAILABLE AT 90°, 180°, 270°, FOR SAME ALTERATION PRICE.

BASIC/SOLID/EJECTOR

XISB

XICB

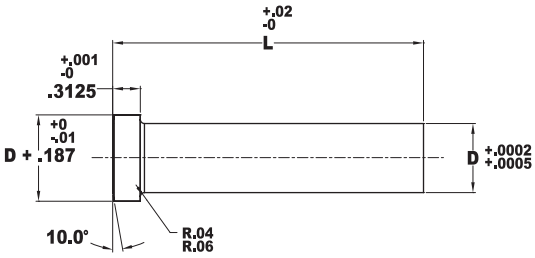

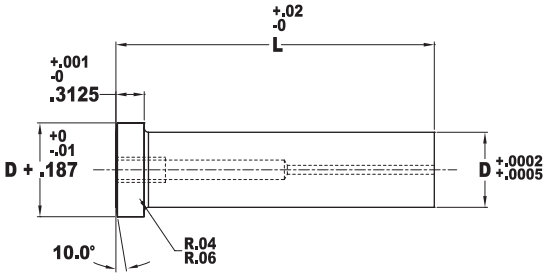

Material
Steel: CPM M4 HRC 60-62
Heads HRC 40-55

FOR STANDARD ALTERATIONS SEE MASTER CATALOG

CATALOG NUMBER SOLID	SHANK DIA D	OVERALL LENGTH "L"							
		2.50	3.00	3.25	3.50	3.75	4.00	4.50	5.00
XISB 37	.3750	X	X	X	X	X	X	X	X
XISB 43	.4375	X	X	X	X	X	X	X	X
XISB 50	.5000	X	X	X	X	X	X	X	X
XISB 62	.6250	X	X	X	X	X	X	X	X
XISB 75	.7500	X	X	X	X	X	X	X	X
XISB 87	.8750	X	X	X	X	X	X	X	X
XISB 100	1.0000	X	X	X	X	X	X	X	X

ORDER EXAMPLE:
(Reference page 4)

SPECIFY:	QTY:	TYPE	"D"	"L"
EXAMPLE:	6	XISB	43	4.00
EXAMPLE:	6	XICB	62	3.50

Note: When ordering, standard quantity breaks are: 1, 2-3, 4-11, 12-23, 24-49, 50-99

CATALOG NUMBER EJECTOR	SHANK DIA D	OVERALL LENGTH "L"								EJECTOR SIZE
		2.50	3.00	3.25	3.50	3.75	4.00	4.50	5.00	
XICB 37	.3750	X	X	X	X	X	X	X	X	IAE 6
XICB 43	.4375	X	X	X	X	X	X	X	X	IAE 6
XICB 50	.5000	X	X	X	X	X	X	X	X	IAE 6
XICB 62	.6250	X	X	X	X	X	X	X	X	IAE 9
XICB 75	.7500	X	X	X	X	X	X	X	X	IAE 9
XICB 87	.8750	X	X	X	X	X	X	X	X	IAE9
XICB 100	1.0000	X	X	X	X	X	X	X	X	IAE 9

SOLID/EJECTOR

XIPX

XIYX

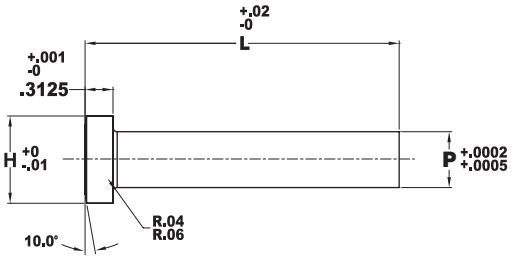

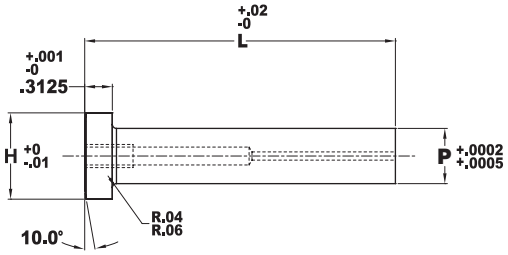

Material
Steel: CPM M4 HRC 60-62
Heads HRC 40-55

FOR STANDARD ALTERATIONS SEE MASTER CATALOG

CATALOG NUMBER SOLID	SHANK DIA P RANGE	HEAD DIM H	OVERALL LENGTH "L"							
			2.50	3.00	3.25	3.50	3.75	4.00	4.50	5.00
XIPX 37	.3126-.3750	0.562	X	X	X	X	X	X	X	X
XIPX 43	.3751-.4375	0.625	X	X	X	X	X	X	X	X
XIPX 50	.4376-.5000	0.687	X	X	X	X	X	X	X	X
XIPX 62	.5001-.6250	0.812	X	X	X	X	X	X	X	X

CATALOG NUMBER EJECTOR	SHANK DIA P RANGE	HEAD DIM H	OVERALL LENGTH "L"							
			2.50	3.00	3.25	3.50	3.75	4.00	4.50	5.00
XIYX 37	.3126-.3750	0.562	X	X	X	X	X	X	X	X
XIYX 43	.3751-.4375	0.625	X	X	X	X	X	X	X	X
XIYX 50	.4376-.5000	0.687	X	X	X	X	X	X	X	X
XIYX 62	.5001-.6250	0.812	X	X	X	X	X	X	X	X

ORDER EXAMPLE:
(Reference page 4)

SPECIFY:	QTY:	TYPE	"L"	"P"
EXAMPLE:	6	XIPX 43	4.50	.385
EXAMPLE:	6	XIYX 62	3.00	.5625

Note: When ordering, standard quantity breaks are: 1, 2-3, 4-11, 12-23, 24-49, 50-99

SOLID

90°

ROUND
XMSC

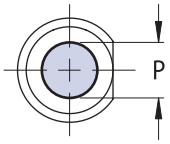

OBLONG
XMSO

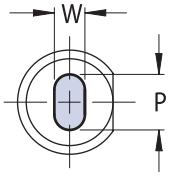

SQUARE
XMSS

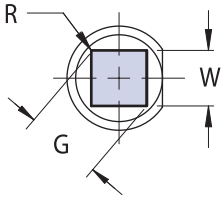

RECTANGLE
XMSR

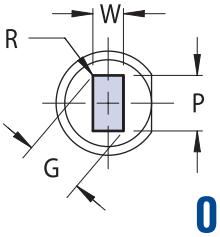

XMS_

180°

HEXAGON
XMSH

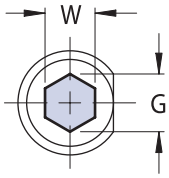

KEYFLAT
XMSK

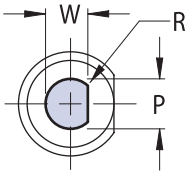

FLATTED ROUND
XMSF

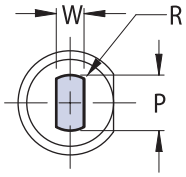

DEE
XMSD

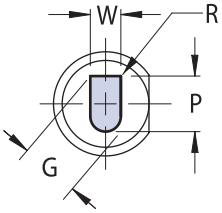

0°

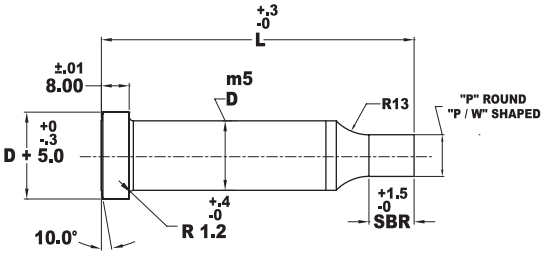

270°

VIEWS ARE SHOWN LOOKING THROUGH THE SHANK BUT DRAWN WITH SOLID LINES FOR CLARITY.

FOR STANDARD ALTERATIONS SEE MASTER CATALOG

SHANK CATALOG TYPE	ROUND DIA D	ROUND	SHAPE		OVERALL LENGTH "L"			
		RANGE P	MIN W	MAX G/P	70	80	90	100
XMS_ 08	08	3.10 - 7.99	3.10	8.00	X	X	X	X
XMS_ 10	10	3.20 - 9.99	3.20	10.00	X	X	X	X
XMS_ 13	13	5.00 - 12.99	4.50	13.00	X	X	X	X
XMS_ 16	16	8.00 - 15.99	6.00	16.00	X	X	X	X
XMS_ 20	20	10.00 - 19.99	8.00	20.00	X	X	X	X
XMS_ 25	25	12.00 - 24.99	9.00	25.00	X	X	X	X
XMS_ 32	32	16.00 - 31.99	10.00	32.00	X	X	X	X

Material

Steel: CPM M4 HRC 60-62
Heads HRC 40-55

Standard Point Tolerance

Round P $^{+.01}_{-.00}$ | ◎ .01 | P to D

Shape P, W ± .01 | ◎ .025 | P to D

CATALOG TYPE	SHANK D	POINT LENGTH "SBR"	
		STD	ALTERNATE B
XMS_08	10	13	19
XMS_10	10	13	19
XMS_13	13	13	19
XMS_16	16	19	25
XMS_20	20	19	25
XMS_25	25	19	25
XMS_32	32	19	25

L=50 SBR MAX=13 L=60 SBR MAX=19
L=56 SBR MAX=19 L=63 SBR MAX=25

ORDER EXAMPLE:
(Reference page 4)

SPECIFY:	QTY:	TYPE	"D"	"L"	POINT LENGTH	P(OR P&W) DIMENSIONS	ALTERATION CODE
EXAMPLE:	6	XMSC	13	90	13	10.0	F1
EXAMPLE:	6	XMSO	16	80	STD	14.0 x 8.0	F1 @ 90

Note: When ordering, standard quantity breaks are: 1, 2-3, 4-11, 12-23, 24-49, 50-99

STANDARD FLAT LOCATION IS AT 0° AS SHOWN.
AVAILABLE AT 90°, 180°, 270°, FOR SAME ALTERATION PRICE.

EJECTOR

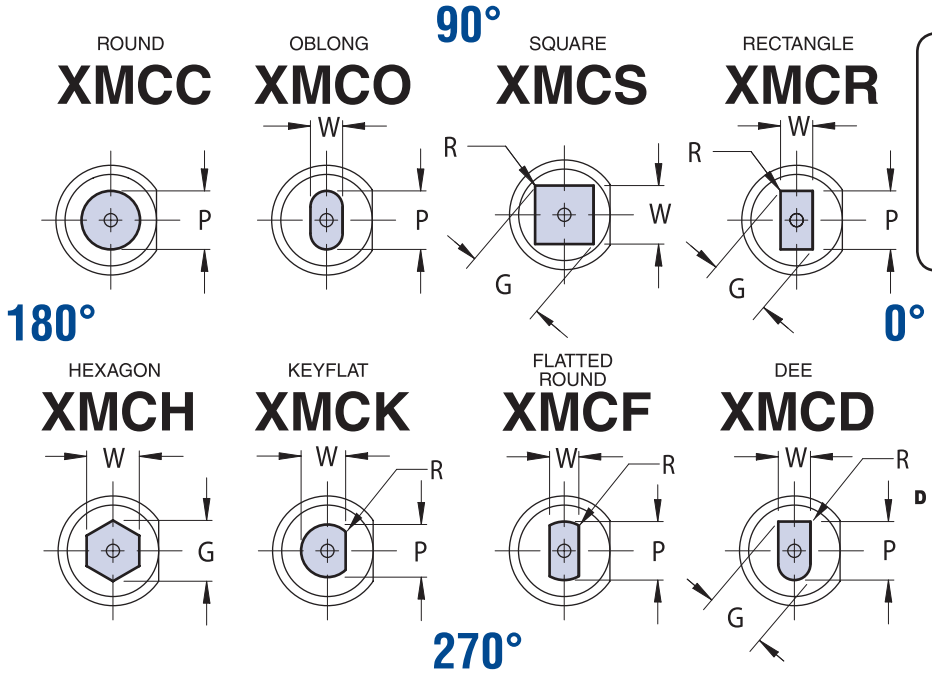



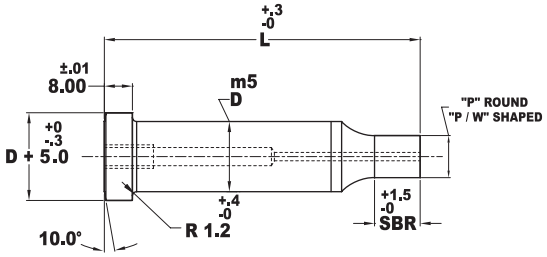

VIEWS ARE SHOWN LOOKING THROUGH THE SHANK BUT DRAWN WITH SOLID LINES FOR CLARITY.

FOR STANDARD ALTERATIONS SEE MASTER CATALOG

SHANK CATALOG TYPE	ROUND DIA D	ROUND	SHAPE		OVERALL LENGTH "L"			
		RANGE P	MIN W	MAX G/P	70	80	90	100
XMC_ 08	08	4.00 - 7.99	4.00	8.00	X	X	X	X
XMC_ 10	10	4.50 - 9.99	4.50	10.00	X	X	X	X
XMC_ 13	13	6.00 - 12.99	6.00	13.00	X	X	X	X
XMC_ 16	16	8.00 - 15.99	7.50	16.00	X	X	X	X
XMC_ 20	20	10.00 - 19.99	8.00	20.00	X	X	X	X
XMC_ 25	25	12.00 - 24.99	9.00	25.00	X	X	X	X
XMC_ 32	32	16.00 - 31.99	10.00	32.00	X	X	X	X

Material

Steel: CPM M4 HRC 60-62
Heads HRC 40-55

Standard Point Tolerance

Round P $^{+.01}_{-.00}$ | ◎ .01 | P to D

Shape P, W ± .01 | ◎ .025 | P to D

CATALOG TYPE	SHANK D	POINT LENGTH "SBR"		EJECTOR SIZE
		STD	ALTERNATE B	
XMC_08	10	13	19	MAE 4
XMC_10	10	13	19	MAE 5
XMC_13	13	13	19	MAE 5
XMC_16	16	19	25	MAE 6
XMC_20	20	19	25	MAE 6
XMC_25	25	19	25	MAE 6
XMC_32	32	19	25	MAE 6

L=50 SBR MAX=13 L=60 SBR MAX=19
L=56 SBR MAX=19 L=63 SBR MAX=25

ORDER EXAMPLE:
(Reference page 4)

SPECIFY:	QTY:	TYPE	"D"	"L"	POINT LENGTH	P(OR P&W) DIMENSIONS	ALTERATION CODE
EXAMPLE:	6	XMCC	13	90	13	10.0	F1
EXAMPLE:	6	XMCO	16	80	STD	14.0 x 8.0	F1 @ 90

Note: When ordering, standard quantity breaks are: 1, 2-3, 4-11, 12-23, 24-49, 50-99

STANDARD FLAT LOCATION IS AT 0° AS SHOWN.
AVAILABLE AT 90°, 180°, 270°, FOR SAME ALTERATION PRICE.

BASIC/SOLID/EJECTOR

XMSB

XMCB

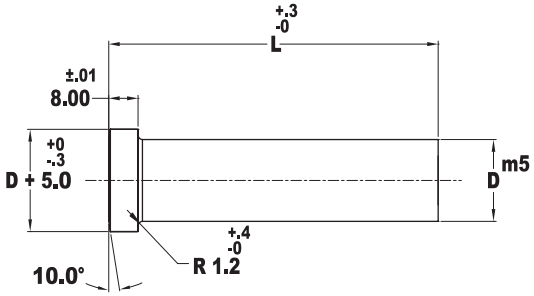

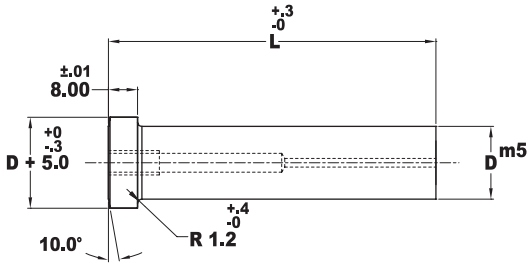

Material
Steel: CPM M4 HRC 60-62
Heads HRC 40-55

FOR STANDARD ALTERATIONS SEE MASTER CATALOG

CATALOG NUMBER SOLID	SHANK DIA D	OVERALL LENGTH "L"			
		70	80	90	100
XMSB 08	08	X	X	X	X
XMSB 10	10	X	X	X	X
XMSB 13	13	X	X	X	X
XMSB 16	16	X	X	X	X
XMSB 20	20	X	X	X	X
XMSB 25	25	X	X	X	X
XMSB 32	32	X	X	X	X

ORDER EXAMPLE:
(Reference page 4)

SPECIFY:	QTY:	TYPE	"D"	"L"
EXAMPLE:	6	XMSB	8	100
EXAMPLE:	6	XMCB	16	90

Note: When ordering, standard quantity breaks are: 1, 2-3, 4-11, 12-23, 24-49, 50-99

CATALOG NUMBER EJECTOR	SHANK DIA D	OVERALL LENGTH "L"				EJECTOR SIZE
		70	80	90	100	
XMCB 08	08	X	X	X	X	MAE 4
XMCB 10	10	X	X	X	X	MAE 5
XMCB 13	13	X	X	X	X	MAE 5
XMCB 16	16	X	X	X	X	MAE 6
XMCB 20	20	X	X	X	X	MAE 6
XMCB 25	25	X	X	X	X	MAE 6
XMCB 32	32	X	X	X	X	MAE 6

SOLID/EJECTOR

XMSX

XMCX

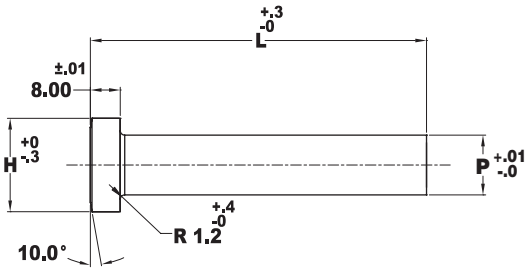

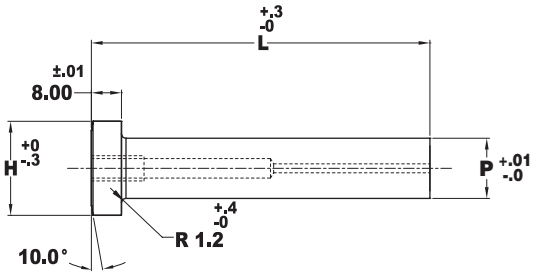

Material
Steel: CPM M4 HRC 60-62
Heads HRC 40-55

FOR STANDARD ALTERATIONS SEE MASTER CATALOG

CATALOG TYPE SOLID	SHANK DIA P RANGE	HEAD DIA H	OVERALL LENGTH "L"			
			70	80	90	100
XMSX 08	6.01 - 8.00	13	X	X	X	X
XMSX 10	8.01 - 10.00	15	X	X	X	X
XMSX 13	10.01 - 13.00	18	X	X	X	X
XMSX 16	13.01 - 16.00	21	X	X	X	X

ORDER EXAMPLE:
(Reference page 4)

SPECIFY:	QTY:	TYPE	"L"	"P"
EXAMPLE:	6	XMSX 08	100	7.50
EXAMPLE:	6	XMCX 16	90	14.30

Note: When ordering, standard quantity breaks are: 1, 2-3, 4-11, 12-23, 24-49, 50-99

CATALOG TYPE EJECTOR	SHANK DIA P RANGE	HEAD DIA H	OVERALL LENGTH "L"				EJECTOR SIZE
			70	80	90	100	
XMCX 08	6.01 - 8.00	13	X	X	X	X	MAE 4
XMCX 10	8.01 - 10.00	15	X	X	X	X	MAE 5
XMCX 13	10.01 - 13.00	18	X	X	X	X	MAE 5
XMCX 16	13.01 - 16.00	21	X	X	X	X	MAE 6

INCH-DURA PUNCH RETAINER

TRUE SET

XIRN STYLE FOR ROUND PUNCHES

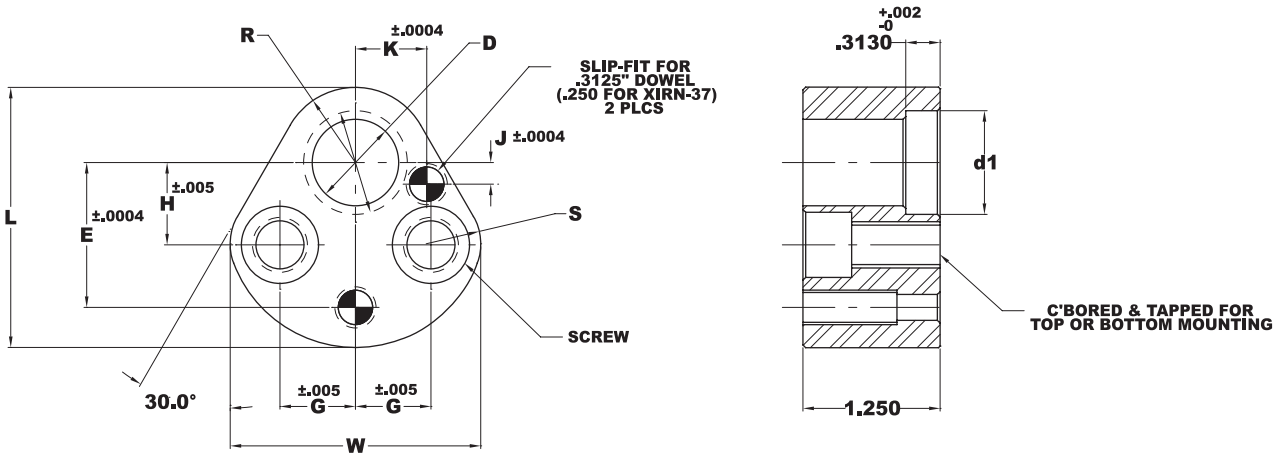

PART NUMBER	D	d1	L	W	R	H	J	K	S	G	E	SCREW SIZE	TAPPED HOLE
XIRN-37	.375	.59	1.75	1.72	.38	.75	.2953	.3543	.47	.438	1.060	5/16-18	3/8-16
XIRN-50	.500	.72	2.00	1.97	.50	.75	.2559	.4724	.60	.563	1.180	5/16-18	3/8-16
XIRN-62	.625	.84	2.12	2.09	.56	.75	.2362	.5315	.66	.625	1.25	5/16-18	3/8-16
XIRN-75	.750	.97	2.37	2.34	.69	.75	.1968	.6496	.79	.688	1.320	5/16-18	3/8-16
XIRN-87	.875	1.09	2.50	2.47	.75	.75	.1970	.7284	.85	.688	1.400	5/16-18	3/8-16
XIRN-100	1.00	1.22	2.75	2.72	.88	.938	.2756	.8661	.97	.781	1.600	1/2-13	5/8-11

XIRO STYLE FOR SHAPED PUNCHES

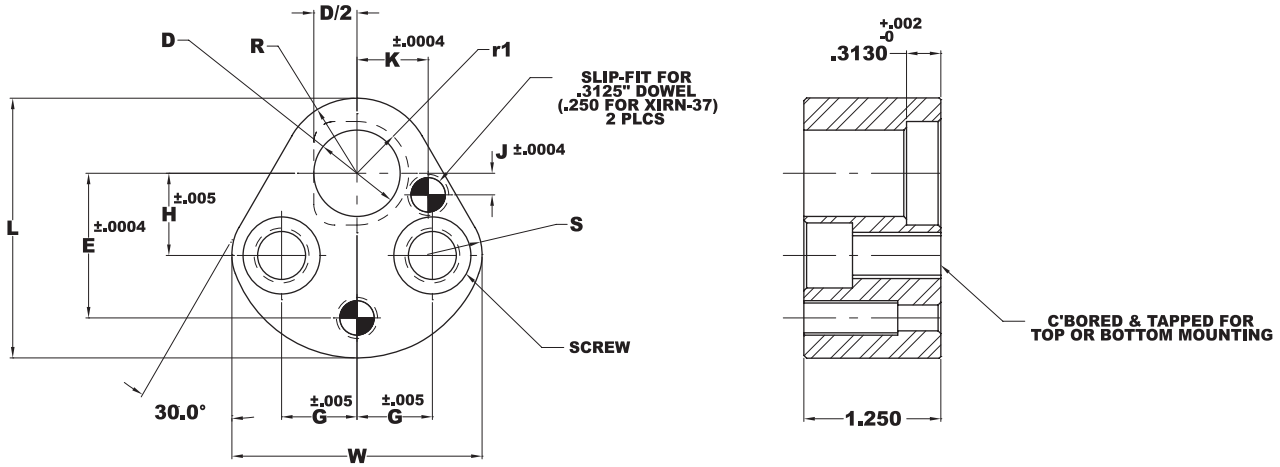

PART NUMBER	D	r1	L	W	R	H	J	K	S	G	E	SCREW SIZE	TAPPED HOLE
XIRO-37	.375	.296	1.75	1.72	.38	.75	.2953	.3543	.47	.438	1.060	5/16-18	3/8-16
XIRO-50	.500	.359	2.00	1.97	.50	.75	.2559	.4724	.60	.563	1.180	5/16-18	3/8-16
XIRO-62	.625	.422	2.12	2.09	.56	.75	.2362	.5315	.66	.625	1.25	5/16-18	3/8-16
XIRO-75	.750	.484	2.37	2.34	.69	.75	.1968	.6496	.79	.688	1.320	5/16-18	3/8-16
XIRO-87	.875	.546	2.50	2.47	.75	.75	.1970	.7284	.85	.688	1.400	5/16-18	3/8-16
XIRO-100	1.00	.609	2.75	2.72	.88	.938	.2756	.8661	.97	.781	1.600	1/2-13	5/8-11

TRUE SET

XMRN STYLE FOR ROUND PUNCHES

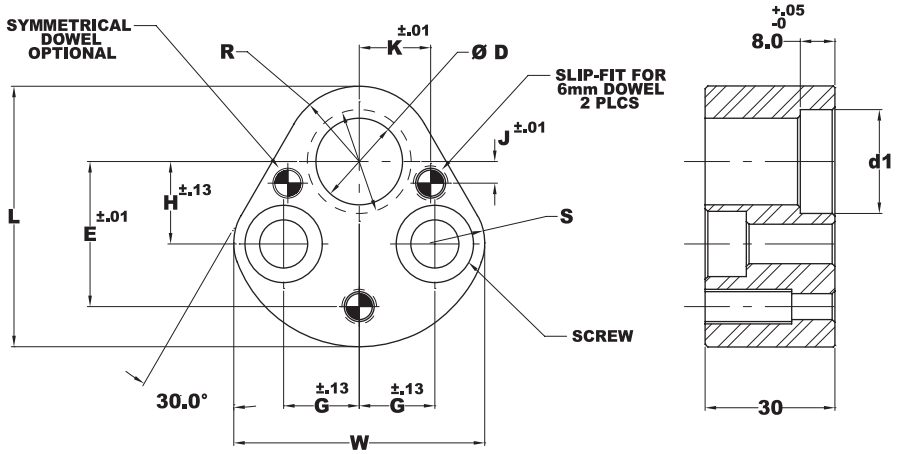

PART NUMBER	D	d1	L	W	R	H	J	K	S	G	E	SCREW SIZE
XMRN-10	10.00	15.5	44.5	43.7	9.5	19.0	7.5	9.0	12.0	11.1	26.925	M8
XMRN-13	13.00	18.5	50.8	50.0	12.7	19.0	6.5	12.0	15.2	14.3	29.970	M8
XMRN-16	16.00	21.5	54.0	53.2	14.3	19.0	6.0	13.5	16.8	15.9	31.750	M8
XMRN-20	20.00	25.5	60.3	59.5	17.5	19.0	5.0	16.5	20.0	17.5	33.530	M10
XMRN-25	25.00	30.5	69.9	69.1	22.2	23.8	7.0	22.0	24.7	19.8	40.640	M12

XMRO STYLE FOR SHAPED PUNCHES

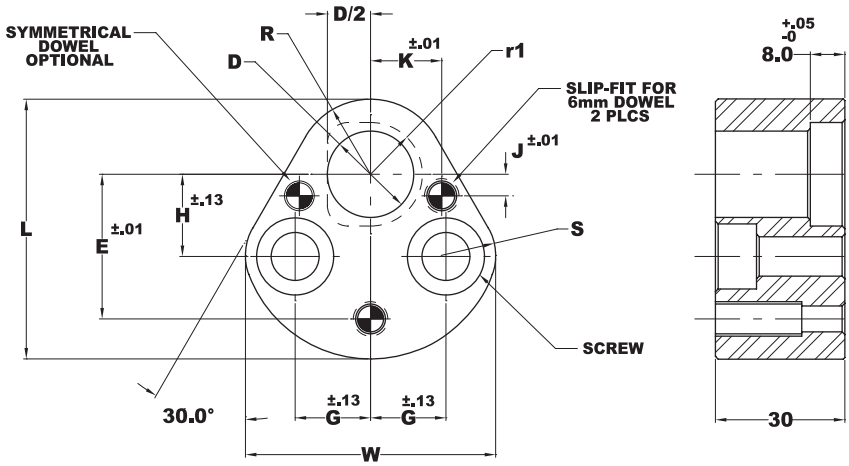

PART NUMBER	D	r1	L	W	R	H	J	K	S	G	E	SCREW SIZE
XMRO-10	10.00	7.75	44.5	43.7	9.5	19.0	7.5	9.0	12.0	11.1	26.925	M8
XMRO-13	13.00	9.25	50.8	50.0	12.7	19.0	6.5	12.0	15.2	14.3	29.970	M8
XMRO-16	16.00	10.75	54.0	53.2	14.3	19.0	6.0	13.5	16.8	15.9	31.750	M8
XMRO-20	20.00	12.75	60.3	59.5	17.5	19.0	5.0	16.5	20.0	17.5	33.530	M10
XMRO-25	25.00	15.25	69.9	69.1	22.2	23.8	7.0	22.0	24.7	19.8	40.640	M12

MOELLER PRECISION TOOL

DURA PUNCH™
EXTREME STAMPING STRENGTH

3D SURFACING



KEY HOLE, SPLINE "TEE", "L", "H", "U" OR OTHER UNIVERSAL SHAPED TOOLS

THREAD FORM TOOLS

EXTRUSION, COUNTERSINK COINING, COMPACTING AND OTHER METAL FORMING TOOLS

MOELLER PRECISION TOOL - CORPORATE HEADQUARTERS

30893 CENTURY DRIVE • WIXOM, MICHIGAN 48393

PH: 248.668.1166 • FX: 248.668.1004 • TOLL FREE 800.521.7613

MOELLER PRECISION TOOL - SOUTH

7116 CROSSROADS BLVD. • BRENTWOOD TENNESSEE 37027

PH: 615.373.3431 • FX: 615.371.9190 • TOLL FREE 800.227.7019

MOELLER MANUFACTURING DE MEXICO

CIRCUITO EL MARQUES SUR# 43 • PARQUE INDUSTRIAL EL MARQUES

EL MARQUES, QUERETARO C.P. 76246

PH: 442.253.12.00 • FX: 442.253.12.01 • www.moellerdemexico.com.mx

E-Quote: quote@moellerpunch.com • www.moellerprecisiontool.com

REV. 11/2013
Catalog # 601

© Copyright 2013