

**OSAS + OSM** = **OVER STROKE ACTIVE SAFETY** + **OVER STROKE MARKER**

Il nuovo codice sarà fornito solo ad esaurimento del vecchio  
 The new code will be supplied only when the old will be out of stock  
 Der neue Kode wird nur angegeben, wenn der alte nicht mehr lieferbar ist  
 Le nouveau code sera fourni uniquement lorsque le vieux stock sera écoulé  
 El nuevo código será suministrado sólo cuando se agoten las existencias del antiguo  
 O novo código irá ser fornecido apenas quando o antigo esgotar stock

**ACTIVE SAFETY**



OSAS



USAS



OPAS




SKUDO

**easu** MANIFOLD p. 247

\*  $F_{1i}$  = Isothermal end force at 100% Cu p. 16

\*\*  $F_{1p}$  = Polytrophic end force at 100% Cu

**NOT FOR**

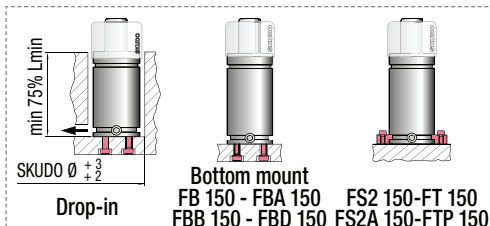



RS

		$\Delta P$ $\pm 0,33\% / ^\circ C$	<b>P max</b> 150 bar 2175 psi	<b>P min</b> 20 bar 290 psi	<b>S</b> 63,62 cm <sup>2</sup> 9.864 in <sup>2</sup>	<b>SPM</b> ~ 20 - 100 (at 20°C)	<b>Max Speed</b> 1,8 m/s	<b>Maintenance kit</b> 39BMRV09500C
--	--	---------------------------------------	-------------------------------------	-----------------------------------	--	---------------------------------------	-----------------------------	--

CODE PHASING OUT from 04/2021	NEW	Cu		L		L min		F0 Initial force		F <sub>1i</sub> * End force *		F <sub>1p</sub> ** End force **		V0		PED 2014/68/EU		
		mm	inch	mm	inch	mm	inch	daN	lb	daN	lb	daN	lb	cm <sup>3</sup>	in <sup>3</sup>	~Kg	~lb	✓
RS 9500 - 016 - A	◆ RS 9500 - 016 - B	16	0.63	116	4.57	100	3.94	9540 ± 5% 150 bar 2175 psi + 20 °C +68 °F		12414	27908	14164	31841	513	31.31	9,51	20.97	✓
RS 9500 - 022 - A	◆ RS 9500 - 022 - B	22	0.87	128	5.04	106	4.17			13018	29265	15085	33913	609	37.16	9,90	21.83	✓
RS 9500 - 029 - A	RS 9500 - 029 - B	29	1.14	142	5.59	113	4.45			13561	30487	15927	35805	721	44.00	10,30	22.71	✓
RS 9500 - 035 - A	RS 9500 - 035 - B	35	1.38	154	6.06	119	4.69			13930	31317	16505	37105	818	49.92	10,70	23.59	✓
RS 9500 - 047 - A	RS 9500 - 047 - B	47	1.85	178	7.01	131	5.16			14491	32578	17393	39102	1010	61.63	11,40	25.13	✓
RS 9500 - 060 - A	RS 9500 - 060 - B	60	2.36	204	8.03	144	5.67			14926	33555	18090	40667	1218	74.33	12,20	26.90	✓
RS 9500 - 072 - A	RS 9500 - 072 - B	72	2.83	228	8.98	156	6.14			15227	34231	18575	41758	1410	86.04	13,00	28.66	✓
RS 9500 - 077 - A	RS 9500 - 077 - B	77	3.03	238	9.37	161	6.34			15332	34467	18745	42140	1491	90.99	13,30	29.32	✓
RS 9500 - 097 - A	RS 9500 - 097 - B	97	3.82	278	10.94	181	7.13			15667	35221	19292	43370	1811	110.51	14,60	32.19	✓
RS 9500 - 122 - A	RS 9500 - 122 - B	122	4.80	328	12.91	206	8.11			15961	35881	19773	44451	2212	134.98	16,10	35.49	✓

◆ Disposable



**HOW TO ORDER** p. 73

**INSTALLATION GUIDELINE** p. 205