

**OSAS + OSM** = **OVER STROKE ACTIVE SAFETY** + **OVER STROKE MARKER**

## ACTIVE SAFETY



OSAS



USAS



OPAS



SKUDO

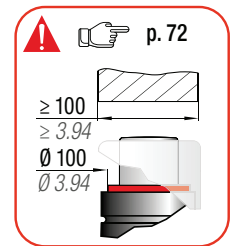
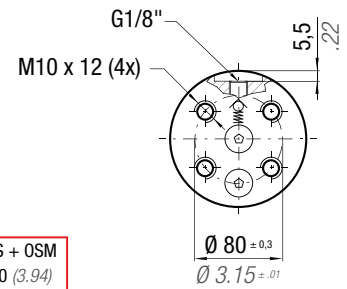
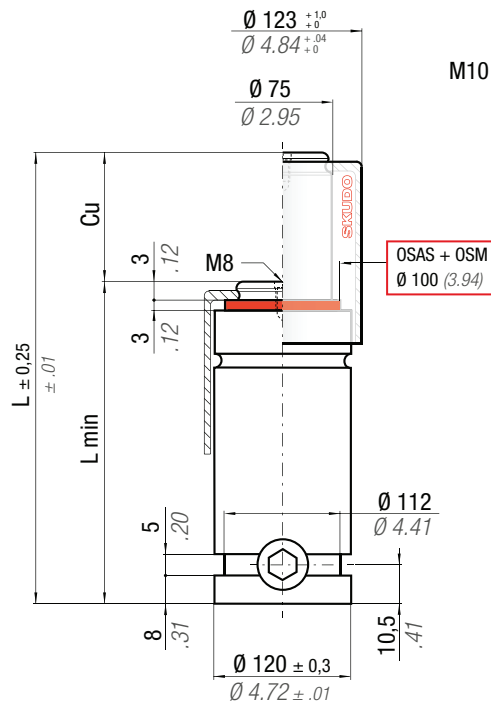
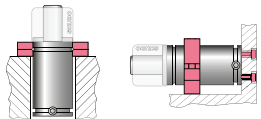
Il nuovo codice sarà fornito solo ad esaurimento del vecchio  
 The new code will be supplied only when the old will be out of stock  
 Der neue Kode wird nur angegeben, wenn der alte nicht mehr lieferbar ist  
 Le nouveau code sera fourni uniquement lorsque le vieux stock sera écoulé  
 El nuevo código será suministrado sólo cuando se agoten las existencias del antiguo  
 O novo código irá ser fornecido apenas quando o antigo esgotar stock

**easU** MANIFOLD p. 247

\*  $F_{1i}$  = Isothermal end force at 100% Cu p. 16

\*\*  $F_{1p}$  = Polytrophic end force at 100% Cu

**NOT FOR**



		0 - 80 °C 32 - 176 °F	$\Delta P$ ± 0,33 %/°C	P max 150 bar 2175 psi	P min 20 bar 290 psi	S 44,18 cm <sup>2</sup> 6.848 in <sup>2</sup>	SPM ~ 20 - 100 (at 20°C)	Max Speed 1,8 m/s	Maintenance kit 39BMRV06600C
CODE	NEW	Cu	L	L min	F <sub>0</sub>	F <sub>1i</sub> *	F <sub>1p</sub> **	V <sub>0</sub>	
PHASING OUT from 04/2021		mm inch	mm inch	mm inch	Initial force daN lb	End force * daN lb	End force ** daN lb	cm <sup>3</sup> in <sup>3</sup>	~Kg ~lb
RS 6600 - 013 - A	◆ RS 6600 - 013 - B	13 0.51	100 3.94	87 3.43	6630 14904 ± 5% 150 bar 2175 psi + 20 °C +68 °F	8547 19215	9724 21861	298 18.19	5,06 11.16
RS 6600 - 016 - A	◆ RS 6600 - 016 - B	16 0.63	106 4.17	90 3.54		8826 19843	10148 22814	330 20.14	5,17 11.40
RS 6600 - 022 - A	RS 6600 - 022 - B	22 0.87	118 4.65	96 3.78		9282 20867	10850 24391	394 24.04	5,42 11.95
RS 6600 - 029 - A	RS 6600 - 029 - B	29 1.14	132 5.20	103 4.06		9690 21784	11488 25825	469 28.62	5,69 12.54
RS 6600 - 035 - A	RS 6600 - 035 - B	35 1.38	144 5.67	109 4.29		9967 22406	11925 26808	533 32.53	5,93 13.07
RS 6600 - 047 - A	RS 6600 - 047 - B	47 1.85	168 6.61	121 4.76		10385 23346	12593 28311	660 40.28	6,40 14.11
RS 6600 - 060 - A	RS 6600 - 060 - B	60 2.36	194 7.64	134 5.28		10707 24071	13115 29485	799 48.76	6,90 15.21
RS 6600 - 072 - A	RS 6600 - 072 - B	72 2.83	218 8.58	146 5.75		10930 24571	13479 30301	927 56.57	7,40 16.31
RS 6600 - 077 - A	RS 6600 - 077 - B	77 3.03	228 8.98	151 5.94		11007 24746	13606 30587	980 59.80	7,60 16.76
RS 6600 - 097 - A	RS 6600 - 097 - B	97 3.82	268 10.55	171 6.73		11255 25302	14013 31503	1193 72.80	8,40 18.52
RS 6600 - 122 - A	RS 6600 - 122 - B	122 4.80	318 12.52	196 7.72	11471 25787	14371 32307	1459 89.03	9,40 20.72	

◆ Disposable

**WARNING REMOVE SKUDO**

Upside down mounting

Drop-in

Bottom mount  
FB 120 - FBA 120  
FBB 120

FS2 120-FT 120  
FS2A 120-FTP 120

**HOW TO ORDER** p. 73

**INSTALLATION GUIDELINE** p. 205