

OSAS + OSM = **OVER STROKE ACTIVE SAFETY** + **OVER STROKE MARKER**

ACTIVE SAFETY



OSAS



USAS



OPAS



SKUDO

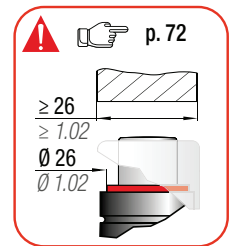
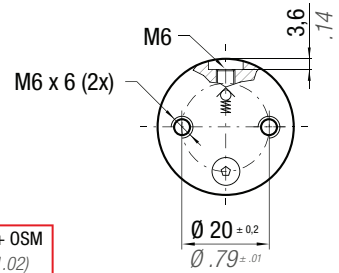
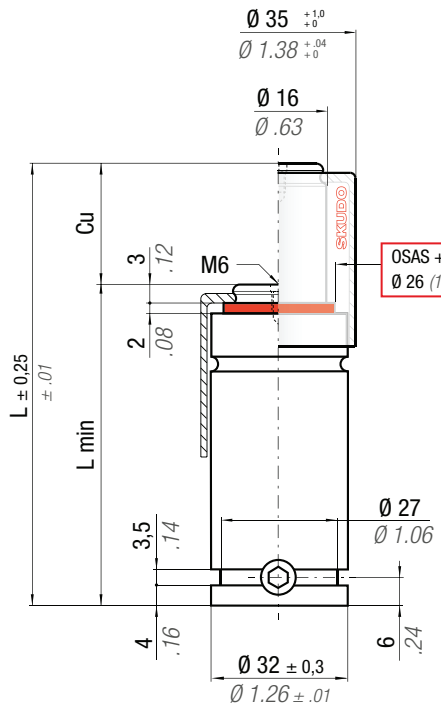
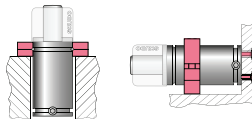
Il nuovo codice sarà fornito solo ad esaurimento del vecchio
 The new code will be supplied only when the old will be out of stock
 Der neue Kode wird nur angegeben, wenn der alte nicht mehr lieferbar ist
 Le nouveau code sera fourni uniquement lorsque le vieux stock sera écoulé
 El nuevo código será suministrado sólo cuando se agoten las existencias del antiguo
 O novo código irá ser fornecido apenas quando o antigo esgotar stock

easU MANIFOLD p.247

* F_{1i} = Isothermal end force at 100% Cu p.16

** F_{1p} = Polytrophic end force at 100% Cu

NOT FOR



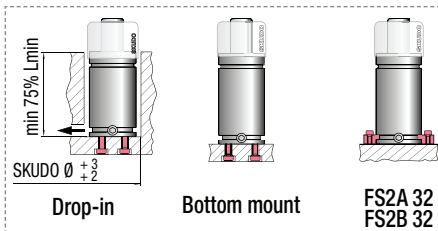
	0 - 80 °C 32 - 176 °F	ΔP ± 0,33 %/°C	P max 180 bar 2610 psi	P min 20 bar 290 psi	S 2,01 cm ² 0,312 in ²	SPM ~ 20 - 100 (at 20°C)	Max Speed 1,8 m/s	Maintenance kit 39BMRV00350C
--	--------------------------	---------------------------	------------------------------	----------------------------	--	--------------------------------	----------------------	---------------------------------

CODE PHASING OUT from 04/2021	NEW	Cu		L		L min		F ₀		F _{1i} *		F _{1p} **		V ₀		PED 2014/68/EU		
		mm	inch	mm	inch	mm	inch	daN	lb	daN	lb	daN	lb	cm ³	in ³		~Kg	~lb
RS 350 - 007 - A	◆ RS 350 - 007 - B	7	0.28	50	1.97	43	1.69	360 809 ± 5%	180 bar 2610 psi	484	1088	541	1216	6,9	0.42	0,16	0.36	✓
RS 350 - 010 - A	◆ RS 350 - 010 - B	10	0.39	56	2.20	46	1.81			506	1137	572	1285	8,6	0.52	0,17	0.38	✓
RS 350 - 013 - A	RS 350 - 013 - B	13	0.51	62	2.44	49	1.93			521	1172	594	1334	10,4	0.63	0,18	0.40	✓
RS 350 - 016 - A	RS 350 - 016 - B	16	0.63	68	2.68	52	2.05			533	1198	610	1371	12,2	0.74	0,19	0.42	✓
RS 350 - 022 - A	RS 350 - 022 - B	22	0.87	80	3.15	58	2.28			549	1233	633	1423	15,8	0.96	0,21	0.46	✓
RS 350 - 029 - A	RS 350 - 029 - B	29	1.14	94	3.70	65	2.56			560	1260	650	1461	19,9	1.21	0,23	0.51	✓
RS 350 - 035 - A	RS 350 - 035 - B	35	1.38	106	4.17	71	2.80			567	1276	660	1484	23,5	1.43	0,25	0.55	✓
RS 350 - 047 - A	RS 350 - 047 - B	47	1.85	130	5.12	83	3.27			577	1297	674	1515	30,6	1.87	0,29	0.63	✓
RS 350 - 060 - A	RS 350 - 060 - B	60	2.36	156	6.14	96	3.78			583	1311	683	1536	38,3	2.34	0,33	0.72	✓
RS 350 - 072 - A	RS 350 - 072 - B	72	2.83	180	7.09	108	4.25			587	1320	689	1550	45,4	2.77	0,36	0.80	✓
RS 350 - 077 - A	RS 350 - 077 - B	77	3.03	190	7.48	113	4.45	589	1323	691	1554	48,4	2.95	0,38	0.83	✓		
RS 350 - 097 - A	RS 350 - 097 - B	97	3.82	230	9.06	133	5.24	593	1332	697	1567	60,3	3.68	0,44	0.96	✓		
RS 350 - 122 - A	RS 350 - 122 - B	122	4.80	280	11.02	158	6.22	602	1354	712	1600	73,9	4.51	0,51	1.13	✓		

◆ Disposable

WARNING REMOVE SKUDO

Upside down mounting



HOW TO ORDER p. 73

INSTALLATION GUIDELINE p. 205