

OSAS + OSM = **OVER STROKE ACTIVE SAFETY** + **OVER STROKE MARKER**

ACTIVE SAFETY



OSAS



USAS



OPAS



SKUDO

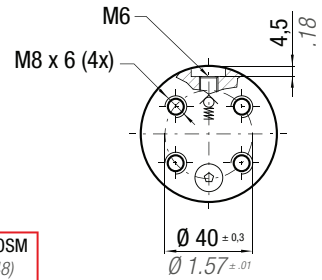
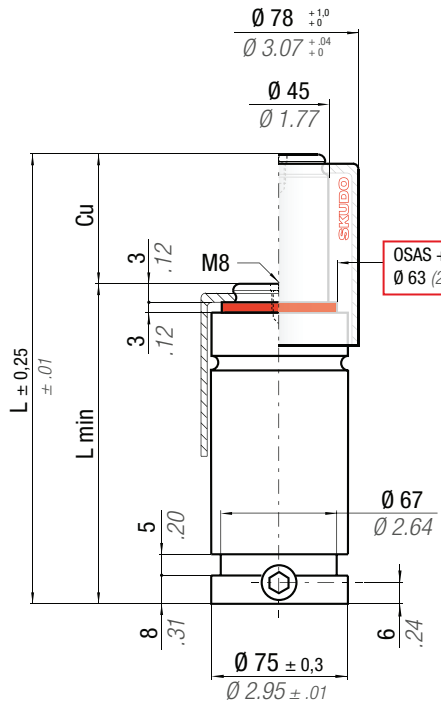
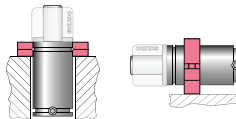
Il nuovo codice sarà fornito solo ad esaurimento del vecchio
 The new code will be supplied only when the old will be out of stock
 Der neue Kode wird nur angegeben, wenn der alte nicht mehr lieferbar ist
 Le nouveau code sera fourni uniquement lorsque le vieux stock sera écoulé
 El nuevo código será suministrado sólo cuando se agoten las existencias del antiguo
 O novo código irá ser fornecido apenas quando o antigo esgotar stock

easU MANIFOLD p. 247

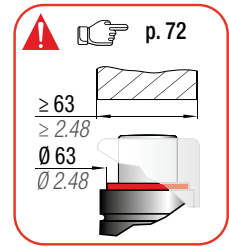
* F_{1i} = Isothermal end force at 100% Cu p. 16

** F_{1p} = Polytrophic end force at 100% Cu

NOT FOR



OSAS + OSM
Ø 63 (2.48)

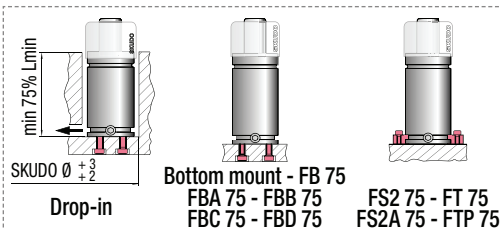



p. 72

	0 - 80 °C 32 - 176 °F	ΔP ± 0,33 %/°C	P max 150 bar 2175 psi	P min 20 bar 290 psi	S 15,90 cm ² 2,465 in ²	SPM ~ 20 - 100 (at 20°C)	Max Speed 1,8 m/s	Maintenance kit 39BMRV02400D
--	--------------------------	---------------------------	-------------------------------------	-----------------------------------	--	---------------------------------------	-----------------------------	--

CODE PHASING OUT from 04/2021	NEW	Cu		L		L min		F ₀		F _{1i} *		F _{1p} **		V ₀		PED 2014/68/EU			
		mm	inch	mm	inch	mm	inch	daN	lb	daN	lb	daN	lb	cm ³	in ³		~Kg	~lb	
RS 2400 - 013 - A	◆ RS 2400 - 013 - B	13	0.51	77	3.03	64	2.52	2385 ± 5%	5362	3232	7267	3737	8402	92	5.61	1,36	3,00	✓	
RS 2400 - 016 - A	◆ RS 2400 - 016 - B	16	0.63	83	3.27	67	2.64			3334	7495	3894	8755	104	6.35	1,40	3,09	✓	
RS 2400 - 022 - A	RS 2400 - 022 - B	22	0.87	95	3.74	73	2.87			3491	7847	4139	9305	128	7.81	1,50	3,31	✓	
RS 2400 - 029 - A	RS 2400 - 029 - B	29	1.14	109	4.29	80	3.15			3622	8142	4347	9772	156	9.52	1,61	3,55	✓	
RS 2400 - 035 - A	RS 2400 - 035 - B	35	1.38	121	4.76	86	3.39			3706	8332	4482	10076	180	10.98	1,70	3,75	✓	
RS 2400 - 047 - A	RS 2400 - 047 - B	47	1.85	145	5.71	98	3.86			150 bar	3828	8606	4678	10517	228	13.91	1,89	4,17	✓
RS 2400 - 060 - A	RS 2400 - 060 - B	60	2.36	171	6.73	111	4.37			2175 psi	3917	8806	4823	10843	280	17.09	2,09	4,61	✓
RS 2400 - 072 - A	RS 2400 - 072 - B	72	2.83	195	7.68	123	4.84			+ 20 °C +68 °F	3976	8939	4920	11061	328	20.02	2,28	5,03	✓
RS 2400 - 077 - A	RS 2400 - 077 - B	77	3.03	205	8.07	128	5.04				3996	8984	4953	11136	348	21.24	2,36	5,20	✓
RS 2400 - 097 - A	RS 2400 - 097 - B	97	3.82	245	9.65	148	5.83				4059	9126	5057	11369	428	26.12	2,67	5,89	✓
RS 2400 - 122 - A	RS 2400 - 122 - B	122	4.80	295	11.61	173	6.81	4113	9246	5146	11568	528	32.22	3,07	6,77	✓			

◆ Disposable



HOW TO ORDER
 p. 73

INSTALLATION GUIDELINE
 p. 205