

OSAS + OSM = **OVER STROKE ACTIVE SAFETY** + **OVER STROKE MARKER**

Il nuovo codice sarà fornito solo ad esaurimento del vecchio
 The new code will be supplied only when the old will be out of stock
 Der neue Kode wird nur angegeben, wenn der alte nicht mehr lieferbar ist
 Le nouveau code sera fourni uniquement lorsque le vieux stock sera écoulé
 El nuevo código será suministrado sólo cuando se agoten las existencias del antiguo
 O novo código irá ser fornecido apenas quando o antigo esgotar stock

ACTIVE SAFETY



OSAS



USAS



OPAS

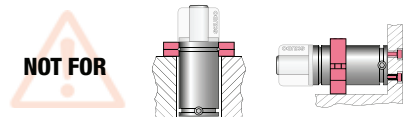
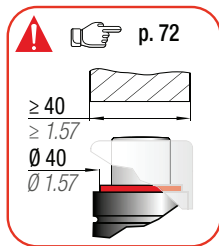


SKUDO

easu MANIFOLD p. 247

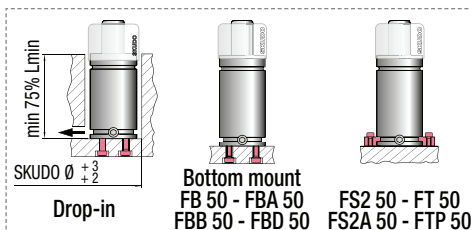

* F_{1i} = Isothermal end force at 100% Cu p. 16

** F_{1p} = Polytrophic end force at 100% Cu



		0 - 80 °C 32 - 176 °F	ΔP ± 0,33 %/°C	P max 150 bar 2175 psi	P min 20 bar 290 psi	S 6,15 cm ² 0.953 in ²	SPM ~ 20 - 100 (at 20°C)	Max Speed 1,8 m/s	Maintenance kit 39BMRV01000C
CODE	NEW	Cu	L	L min	F0	F _{1i} *	F _{1p} **	V0	
PHASING OUT from 04/2021		mm inch	mm inch	mm inch	Initial force daN lb	End force * daN lb	End force ** daN lb	cm ³ in ³	~Kg ~lb
RS 1000 - 010 - A	◆ RS 1000 - 010 - B	10 0.39	64 2.52	54 2.13	920 2068 ± 5% 150 bar 2175 psi + 20 °C +68 °F	1236 2779	1424 3200	28,4 1.73	0,51 1.12
RS 1000 - 013 - A	◆ RS 1000 - 013 - B	13 0.51	70 2.76	57 2.24		1285 2889	1499 3370	33,0 2.01	0,54 1.19
RS 1000 - 016 - A	RS 1000 - 016 - B	16 0.63	76 2.99	60 2.36		1325 2978	1560 3508	37,7 2.30	0,56 1.23
RS 1000 - 022 - A	RS 1000 - 022 - B	22 0.87	88 3.46	66 2.60		1384 3110	1653 3717	47,0 2.87	0,61 1.34
RS 1000 - 029 - A	RS 1000 - 029 - B	29 1.14	102 4.02	73 2.87		1432 3219	1730 3889	58,0 3.54	0,67 1.48
RS 1000 - 035 - A	RS 1000 - 035 - B	35 1.38	114 4.49	79 3.11		1462 3287	1779 3999	67,3 4.11	0,71 1.57
RS 1000 - 047 - A	RS 1000 - 047 - B	47 1.85	138 5.43	91 3.58		1505 3383	1848 4156	86,0 5.25	0,81 1.79
RS 1000 - 060 - A	RS 1000 - 060 - B	60 2.36	164 6.46	104 4.09		1536 3452	1899 4269	106,3 6.49	0,91 2.01
RS 1000 - 072 - A	RS 1000 - 072 - B	72 2.83	188 7.40	116 4.57		1556 3498	1932 4343	125,0 7.63	1,05 2.31
RS 1000 - 077 - A	RS 1000 - 077 - B	77 3.03	198 7.80	121 4.76		1563 3513	1943 4368	132,8 8.10	1,09 2.40
RS 1000 - 097 - A	RS 1000 - 097 - B	97 3.82	238 9.37	141 5.55	1584 3560	1978 4447	163,9 10.00	1,21 2.67	
RS 1000 - 122 - A	RS 1000 - 122 - B	122 4.80	288 11.34	166 6.54	1601 3600	2008 4513	202,9 12.38	1,41 3.11	

◆ Disposable



HOW TO ORDER

p. 73

INSTALLATION GUIDELINE

p. 205